

Report On: Harmon, Jake

Student Grade: 3



Teacher(s): Bleecker, C; Ladner, Cheri



Date Range: Current School Year

Date: 10/11/17





INSTRUCTION RESULTS

Teacher Led Skills Summary

Mathematics	# of Units Mastered	# of Units Not Mastered	Total Units	Average %	Total Time	Proficiency
Above Grade Level						
On Grade Level	2	2	4	73%	00:39:50	
Below Grade Level						
Total	2	2	4	73%	00:39:50	

Language Arts	# of Units Mastered	# of Units Not Mastered	Total Units	Average %	Total Time	Proficiency
Above Grade Level						
On Grade Level	3	3	6	61%	01:05:13	
Below Grade Level						
Total	3	3	6	61%	01:05:13	

Key:

 Not Proficient (0-64%)  Borderline (65-74%)  Proficient (75-84%)  Highly Proficient (85-100%)


This report uses a mastery percentage of 70% for all instruction.



Purpose: Allows teacher to see a comprehensive view of one specific student, including major highlights of skills covered and performance on assessments and instruction.

Next Steps: Select additional reports by Student View to see more detail on assessments and progress within assignments.

Report On: Harmon, Jake












Individualized Learning Skills Summary

Mathematics	# of Units Mastered	# of Units Not Mastered	Total Units	Average %	Total Time	Proficiency
Above Grade Level	1	1	2	60%	00:32:35	
On Grade Level						
Below Grade Level						
Total	1	1	2	60%	00:32:35	

Language Arts	# of Units Mastered	# of Units Not Mastered	Total Units	Average %	Total Time	Proficiency
Above Grade Level						
On Grade Level						
Below Grade Level	2	0	2	95%	00:04:58	
Total	2	0	2	95%	00:04:58	

Report On: Harmon, Jake

Assignment Results

	Activity Score				Unit Score			Total Time
	ILP		Score	Time		Score	Time	
3rd Grade Math Instruction			-	00:00:10			00:00:00	00:00:10
Applied Mathematics Level 3			67%	00:10:21		58%	00:00:00	00:10:21
Math SS_ILP	✓		91%	00:34:18		90%	00:02:51	00:37:09
Bleecker: Nouns Standard: ELAGSE3L1a			51%	00:44:16		90%	00:00:38	00:44:54
Bleecker: Pronouns: ELAGSE3L1a			42%	00:08:00		0%	00:00:41	00:08:41
Integrated Reading Level 3			50%	00:01:31		50%	00:00:00	00:01:31
Integrated Reading Level 3			88%	00:10:10		88%	00:00:00	00:10:10
			70%			70%		

Note: Unit Score = Unit test or the average of the activities (Skill Builders)

ASSESSMENT RESULTS

Formal Assessments: Universal Screener / Benchmark (most recent results)

	Grade of Test	Date	Testing Window	Scaled Score	Target	Comparison to Test Target
Benchmark - Language Arts	3	8/23/17	Fall	1200	1370	-170
Benchmark - Mathematics	3	8/21/17	Fall	1430	1330	100

Report On: Harmon, Jake

Skills Snapshots (includes ILP Data)

	# of Skills Assessed	# of Skills Mastered	# of Skills Assigned	Time	ILP Proficiency
Math SS	4	1	3	00:37:55	

Progress Monitoring

	CBM Level	CBM Count	# Completed	Frequency	Start Date	ROI Goal	Target ROI
							Current ROI
Grade 1 Progress Monitoring - ELA	1	12	2	Weekly	10/03/17	Moderate	0.1000
							N/A